



N.B.: fuori misura solo in larghezza

CARATTERISTICHE TECNICHE

ANTE

anta a telaio in melaminico sincro poro effetto vintage fiamma verticale sp.20 mm bordata su tutti i lati interni ed esterni con pannello sp.8 mm nei colori opachi: abete nordico bianco (opz.4406), abete nordico terra (opz.4407), rovere naturale vintage (opz.5310)

FRONTALI CASSETTI

in melaminico sincro poro effetto vintage fiamma verticale sp.20 mm nei colori opachi: abete nordico bianco (opz.4406), abete nordico terra (opz.4407), rovere naturale vintage (opz.5310)

ANTE VETRO

telaio in melaminico sincro poro effetto vintage sp.20 mm, nei colori opachi: abete nordico bianco (opz.4406), abete nordico terra (opz.4407), rovere naturale vintage (opz.5310), con vetro stampato Screen

MANIGLIE

di serie: **K50 finitura cromo passo mm 160/320 in funzione dell'anta**

a richiesta: K54 finitura cromo passo mm 64/160/320* in funzione dell'anta
F466 finitura cromo passo mm 160
F499 finitura cromo passo mm 160
F497 finitura cromo passo mm 160
477 finitura cromo passo mm 64/160/320* in funzione dell'anta
F482 finitura cromo passo mm 160
F463 finitura cromo passo mm 160
K01 finitura cromo passo mm 160
K52 finitura cromo passo mm 64/160/320 in funzione dell'anta
K82 finitura nichel satinato passo mm 128
K10 finitura nichel satinato passo mm 128/320 in funzione dell'anta
412 pomo finitura nichel satinato passo mm 16
K02 finitura bronzo titanio passo mm 160
581 incassata finitura bronzo titanio passo mm 128

STRUTTURE

ANTE: ABETE NORDICO BIANCO, ROVERE NATURALE VINTAGE
nobilitato visone (opz.948M) schiena e ripiano visone (opz.948M)

ANTA: ABETE NORDICO TERRA
nobilitato perla d'oriente (opz.940), schiena e ripiano bianco (opz.001)



CREO ECOLOGIC
IL GRUPPO LUBE UTILIZZA PER I COMPONENTI COSTITUENTI LE STRUTTURE DELLE CUCINE SOLO MATERIALE ECOLOGICO FASTELLE SECONDO LA NORMA JIS, CERTIFICATO DAL MINISTERO GIAPPONESE, IL PIU' SEVERO IN MERITO ALLE NORMATIVE DI SALVAGUARDIA AMBIENTALE.

MENSOLE

di serie: altezza 3,8 cm in laminato bianco (opz.001), perla d'oriente (opz.940), visone (opz.948M)
a richiesta: altezza 3,8 cm in melaminico abete nordico bianco (opz.4406), abete nordico terra (opz.4407), rovere naturale vintage (opz.5310)

ZOCCOLI

di serie: altezza 15 cm in pvc ricoperti in melamina finitura acciaio (opz.407)
a richiesta: altezza 15 cm in pvc ricoperti in melamina colore alluminio satinato (opz.405)
altezza 15 cm in pvc ricoperti in melamina bianco (opz.001)
altezza 15 cm in alluminio finitura brill (opz.412), bianco semilucido (opz.A001), titanio ossidato (opz.414),
altezza 15 cm in pvc laccato peltro (opz.L9549),
altezza 15 cm in alluminio verniciato a polvere finitura opaca nei colori: nero (opz.7892), giallo ambra (opz.8225), salvia (opz.8443), rosso corallo (opz.8131), bianco assoluto (opz.740S), acquamarina (opz.8323), verde lichene (opz.8463), bruno antilope (opz.9451), bianco caldo (opz.7401), rosa quarzo (opz.8171),

Note.: out of standard in width only

TECHNICAL SPECIFICATIONS

DOORS melamine-faced door with frame th.20 mm, vertical grain, sync pore with vintage effect, bordered on the internal and external sides with th.8 mm panel in the following matt colours: white nordic fir (opt.4406), earth nordic fir (opt.4407), vintage natural oak (opt.5310)

DRAWERS FRONTS melamine-faced panel, Th. 20 mm, with vertical grain sync pore vintage effect in the following matt colours: white nordic fir (opt.4406), earth nordic fir (opt.4407), vintage natural oak (opt.5310)

GLASS DOORS melamine-faced frame Th. 20 mm, panel and border on the internal and external sides. Frame with vertical grain, sync pore with vintage effect in the following matt colours: white nordic fir (opt.4406), earth nordic fir (opt.4407), vintage natural oak (opt.5310), with Screen printed glass

HANDLES **standard:** K50 chrome finish, 160/320 mm centre-to-centre distance depending on the door

on request: K54 chrome finish, 64/160/320* mm centre-to-centre distance depending on the door
 F466 chrome finish, 160 mm centre-to-centre distance
 F499 chrome finish, 160 mm centre-to-centre distance
 F497 chrome finish, 160 mm centre-to-centre distance
 477 chrome finish, 64/160/320* mm centre-to-centre distance depending on the door
 F482 chrome finish with 160 mm centre-to-centre distance
 F463 chrome finish, 160 mm centre-to-centre distance
 K01 chrome finish, 160mm centre-to-centre distance
 K52 chrome finish, 64/160/320 mm centre-to-centre distance depending on the door
 K82 satin nickel finish, 128 mm centre-to-centre distance
 K10 satin nickel finish centre-to-centre distance 128/320 mm depending on the door
 412 knob with satin nickel finish, centre-to-centre distance 16 mm
 K02 titanium bronze finish, 160 mm centre-to-centre distance
 581 built-in bronze titanium finish, 128 mm centre-to-centre distance

CARCASSES **DOORS: WHITE NORDIC FIR, VINTAGE NATURAL OAK**
 melamine-faced mink (opt.948M), mink (opt.948M) back panel and shelf

DOOR: EARTH NORDIC FIR
 melamine-faced oriental pearl (opt.940), white (opt.001) back panel and shelf

SHELVES **standard:** height 3.8 cm, laminate in the colours white (opt.001), oriental pearl (opt.940), mink (opt.948M)

on request: height 3.8 cm melamine-faced, white nordic fir (opt.4406), earth nordic fir (opt.4407), vintage natural oak (opt.5310)

PLINTHS **standard:** height 15 cm, melamine-faced pvc with steel finish (opt.407)

on request: height 15 cm, melamine-faced pvc with satin aluminium finish (opt.405)
 height 15 cm, white melamine-faced pvc (opt.001)
 height 15 cm, aluminium with brill finish (opt.412), semi-glossy white (opt.A001), oxidised titanium (opt.414),
 height 15 cm, pewter lacquered pvc (opt.L9549),
 height 15 cm in aluminium with matt powder coating in the following colours: black (opt.7892), amber yellow (opt.8225),
 sage (opt.8443), coral red (opt.8131), absolute white (opt.740S), aquamarine (opt.8323), lichen green (opt.8463),
 antelope brown (opt.9451), warm white (opt.7401), rose quartz (opt.8171),

kyra telaio

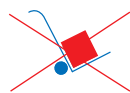
BRIDGE

cod. **K25**

melaminico melamine

ante a telaio finitura sincro poro effetto vintage
frame doors with sync pore finish vintage effect

 *colori in pronta consegna*
available colours



abete nordico bianco
(opz.4406)
white nordic fir (opt.4406)

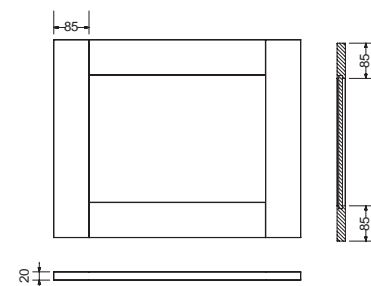


rovere naturale vintage
(opz.5310)
vintage natural oak (opt.5310)

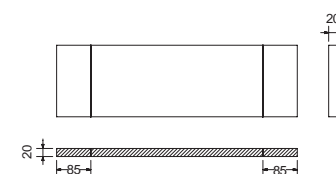


abete nordico terra
(opz.4407)
earth nordic fir (opt.4407)

ANTA SP. 20 MM
DOOR TH. 20 MM

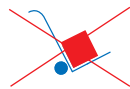


CASSETTO SP. 20 MM
DEEP DRAWER TH. 20 MM



telaio finitura sincro poro effetto vintage
con vetro stampato Screen
frame sync pore finish vintage
effect and Screen printed glass

 *colori in pronta consegna*
available colours



abete nordico bianco
(opz.4406)
white nordic fir (opt.4406)

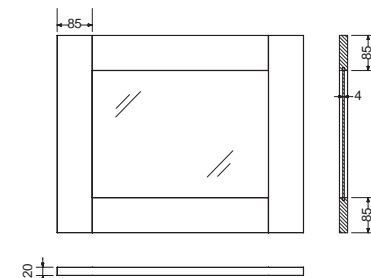


rovere naturale vintage
(opz.5310)
vintage natural oak (opt.5310)



abete nordico terra
(opz.4407)
earth nordic fir (opt.4407)

ANTA SP. 20 MM
DOOR TH. 20 MM



kyra telaio

BRIDGE

MANIGLIE HANDLES

DI SERIE STANDARD



Maniglia K50 finitura cromo
anta da L 30 a L 45 → passo 160 mm
anta da L 60 a L 90 → passo 320 mm

Handle K50 chrome finish
door from W 30 to W 45 → centre-to-centre distance 160 mm
door from W 60 to W 90 → centre-to-centre distance 320 mm



Pomo 244P finitura cromo
solo per anta L 15 in abbinamento
alla maniglia K50

Knob 244P chrome finish
only for door W 15 in combination
to the handle K50

A RICHIESTA ON REQUEST



Maniglia K54 finitura cromo
anta L 15 → passo 64 mm
anta da L 30 a L 45 → passo 160 mm
anta da L 60 a L 90 → passo 320* mm

Handle K54 chrome finish
door W 15 → centre-to-centre distance 64 mm
door from W 30 to W 45 → centre-to-centre distance 160 mm
door from W 60 to W 90 → centre-to-centre distance 320* mm



Maniglia F466 finitura cromo
passo 160 mm
passo 64 mm solo per anta L 15

Handle F466 chrome finish
centre-to-centre distance 160 mm
centre-to-centre distance 64 mm for door W 15



Maniglia F499 finitura cromo
passo 160 mm
passo 64 mm solo per anta L 15

Handle F499 chrome finish
centre-to-centre distance 160 mm
centre-to-centre distance 64 mm for door W 15



Maniglia F497 finitura cromo
passo 160 mm
passo 64 mm solo per anta L 15

Handle F497 chrome finish
centre-to-centre distance 160 mm
centre-to-centre distance 64 mm for door W 15



Maniglia 477 finitura cromo
anta L 15 → passo 64 mm
anta da L 30 a L 45 → passo 160 mm
anta da L 60 a L 90 → passo 320* mm

Handle 477 chrome finish
door W 15 → centre-to-centre distance 64 mm
door from W 30 to W 45 → centre-to-centre distance 160 mm
door from W 60 to W 90 → centre-to-centre distance 320* mm



Maniglia F482 finitura cromo
passo 160 mm
passo 64 mm solo per anta L 15

Handle F482 chrome finish
centre-to-centre distance 160 mm
centre-to-centre distance 64 mm for door W 15



Maniglia F463 finitura cromo
passo 160 mm
passo 96 mm solo per anta L 15

Handle F463 chrome finish
centre-to-centre distance 160 mm
centre-to-centre distance 96 mm for door W 15



Maniglia K01 finitura cromo
passo 160 mm
passo 64 mm solo per anta L 15

Handle K01 chrome finish
centre-to-centre distance 160 mm
centre-to-centre distance 64 mm for door W 15



Maniglia K52 finitura cromo
anta L 15 → passo 64 mm
anta da L 30 a L 45 → passo 160 mm
anta da L 60 a L 90 → passo 320 mm

Handle K52 chrome finish
door W 15 → centre-to-centre distance 64 mm
door from W 30 to W 45 → centre-to-centre distance 160 mm
door from W 60 to W 90 → centre-to-centre distance 320 mm

kyra telaio

BRIDGE

MANIGLIE HANDLES

A RICHIESTA ON REQUEST



Maniglia K82 finitura nichel satinato
passo 128 mm

Handle K82 satin nickel finish
centre-to-centre distance 128 mm



Pomo K82P finitura nichel satinato
passo 32 mm
utilizzata per elementi da 15 con maniglia K82

Knob K82P satin nickel finish
centre-to-centre distance 32 mm
used for W 15 elements with handle K82



Maniglia K10 finitura nichel satinato
anta da L 15 maniglia in verticale → passo 128 mm
anta da L 30 a L 45 → passo 128 mm
anta da L 60 a L 90 → passo 320 mm

Handle K10 satin nickel finish
door from W 15 vertical handles → centre-to-centre distance 128 mm
door from W 30 to W 45 → centre-to-centre distance 128 mm
door from W 60 to W 90 → centre-to-centre distance 320 mm



Pomo 412 finitura nichel satinato
passo 16 mm

Knob 412 satin nickel finish
centre-to-centre distance 16 mm



Maniglia K02 finitura bronzo titanio
passo 160 mm
passo 96 mm solo per anta L 15

Handle K02 finish titanium bronze
centre-to-centre distance 160 mm
centre-to-centre distance 96 mm for door W 15



Maniglia incassata 581 finitura bronzo titanio
anta L 15 → passo 64 mm
anta da L 30 a L 120 → passo 128 mm

Built-in handle 581 titanium bronze finish
door W 15 → centre-to-centre distance 64 mm
door from W 30 to W 120 → centre-to-centre distance 128 mm

N.B.: fuori misura solo in larghezza

CARATTERISTICHE TECNICHE

ANTE anta a telaio in melaminico sincro poro effetto vintage fiamma verticale sp.20 mm bordata su tutti i lati interni ed esterni con pannello sp.8 mm nei colori opachi: abete nordico bianco (opz.4406), abete nordico terra (opz.4407), rovere naturale vintage (opz.5310)

FRONTALI CASSETTI in melaminico sincro poro effetto vintage fiamma verticale sp.20 mm nei colori opachi: abete nordico bianco (opz.4406), abete nordico terra (opz.4407), rovere naturale vintage (opz.5310)

ANTE VETRO telaio in melaminico sincro poro effetto vintage sp.20 mm, nei colori opachi: abete nordico bianco (opz.4406), abete nordico terra (opz.4407), rovere naturale vintage (opz.5310), con vetro stampato Screen

GOLA
di serie: alluminio lucido (opz.410)
a richiesta: N.B.: per le finiture gole vedi pag.11

STRUTTURE

ANTE: ABETE NORDICO BIANCO, ROVERE NATURALE VINTAGE
nobilitato visone (opz.948M) schiena e ripiano visone (opz.948M)

ANTA: ABETE NORDICO TERRA
nobilitato perla d'oriente (opz.940), schiena e ripiano bianco (opz.001)



MENSOLE
di serie: altezza 3,8 cm in laminato bianco (opz.001), perla d'oriente (opz.940), visone (opz.948M)
a richiesta: altezza 3,8 cm in melaminico abete nordico bianco (opz.4406), abete nordico terra (opz.4407), rovere naturale vintage (opz.5310)

ZOCCOLI
di serie: altezza 13 cm in pvc ricoperti in melamina finitura acciaio (opz.407)
a richiesta: altezza 13 cm in pvc ricoperti in melamina colore alluminio satinato (opz.405)
altezza 13 cm in pvc ricoperti in melamina bianco (opz.001)
altezza 13 cm in alluminio finitura brill (opz.412), bianco semilucido (opz.A001), titanio ossidato (opz.414),
altezza 13 cm in pvc laccato peltro (opz.L9549),
altezza 13 cm in alluminio verniciato a polvere finitura opaca nei colori: nero (opz.7892), giallo ambra (opz.8225), salvia (opz.8443), rosso corallo (opz.8131), bianco assoluto (opz.740S), acquamarina (opz.8323), verde lichene (opz.8463), bruno antilope (opz.9451), bianco caldo (opz.7401), rosa quarzo (opz.8171),

Note.: out of standard in width only

TECHNICAL SPECIFICATIONS

DOORS melamine-faced door with frame th.20 mm, vertical grain, sync pore with vintage effect, bordered on the internal and external sides with th.8 mm panel in the following matt colours: white nordic fir (opt.4406), earth nordic fir (opt.4407), vintage natural oak (opt.5310)

DRAWERS FRONTS melamine-faced panel, Th. 20 mm, with vertical grain sync pore vintage effect in the following matt colours: white nordic fir (opt.4406), earth nordic fir (opt.4407), vintage natural oak (opt.5310)

GLASS DOORS melamine-faced frame Th. 20 mm, panel and border on the internal and external sides. Frame with vertical grain, sync pore with vintage effect in the following matt colours: white nordic fir (opt.4406), earth nordic fir (opt.4407), vintage natural oak (opt.5310), with Screen printed glass

FINGER RAIL standard: polished aluminium (opt.410)
on request: Note: for the finger rail finishes see page 11

CARCASSES
DOORS: WHITE NORDIC FIR, VINTAGE NATURAL OAK
melamine-faced mink (opt.948M), mink (opt.948M) back panel and shelf
DOOR: EARTH NORDIC FIR
melamine-faced oriental pearl (opt.940), white (opt.001) back panel and shelf

SHELVES standard: height 3.8 cm, laminate in the colours white (opt.001), oriental pearl (opt.940), mink (opt.948M)
on request: height 3.8 cm melamine-faced, white nordic fir (opt.4406), earth nordic fir (opt.4407), vintage natural oak (opt.5310)

PLINTHS standard: height 13 cm, melamine-faced pvc with steel finish (opt.407)
on request: height 13 cm, melamine-faced pvc with satin aluminium finish (opt.405)
height 13 cm, white melamine-faced pvc (opt.001)
height 13 cm, aluminium with brill finish (opt.412), semi-glossy white (opt.A001), oxidised titanium (opt.414),
height 13 cm, pewter lacquered pvc (opt.L9549),
height 13 cm in aluminium with matt powder coating in the following colours: black (opt.7892), amber yellow (opt.8225),
sage (opt.8443), coral red (opt.8131), absolute white (opt.740S), aquamarine (opt.8323), lichen green (opt.8463),
antelope brown (opt.9451), warm white (opt.7401), rose quartz (opt.8171),



kyra telaio

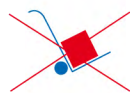
NECK

cod. **KG5**

melaminico melamine

ante a telaio finitura sincro poro effetto vintage
frame doors with sync pore finish vintage effect

 *colori in pronta consegna*
available colours



abete nordico bianco
(opz.4406)
white nordic fir (opt.4406)

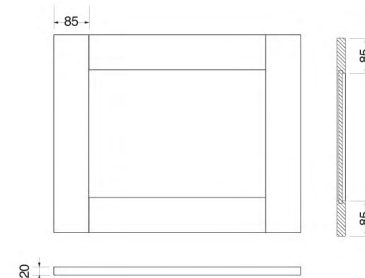


rovere naturale vintage
(opz.5310)
vintage natural oak (opt.5310)




abete nordico terra
(opz.4407)
earth nordic fir (opt.4407)

ANTA SP. 20 MM
DOOR TH. 20 MM

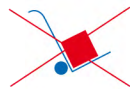


CASSETTO SP. 20 MM
DEEP DRAWER TH. 20 MM



telaio finitura sincro poro effetto vintage
con vetro stampato Screen
frame sync pore finish vintage
effect and Screen printed glass

 *colori in pronta consegna*
available colours



abete nordico bianco
(opz.4406)
white nordic fir (opt.4406)

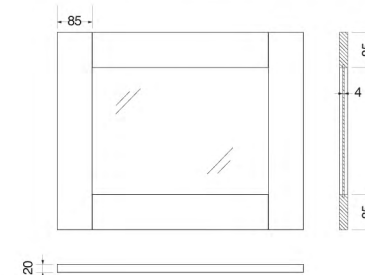


rovere naturale vintage
(opz.5310)
vintage natural oak (opt.5310)



abete nordico terra
(opz.4407)
earth nordic fir (opt.4407)

ANTA SP. 20 MM
DOOR TH. 20 MM



kyra telaio

strutture carcasses



bianco (opz.001)
schiena e ripiano bianco
(opz.001)
white (opt.001)
white back panel and shelf
(opt.001)



perla d'oriente (opz.940)
schiena e ripiano bianco
(opz.001)
oriental pearl (opt.940)
white back panel and shelf
(opt.001)



visone (opz.948M)
schiena e ripiano visone
(opz.948M)
mink (opt.948M)
mink back panel and shelf
(opt.948M)



devalè finitura grafis
(opz.796) schiena e ripiano
bianco (opz.001)
devalè with grafis finish
(opt.796)
white back panel and shelf
(opt.001)



larice moro (opz.218)
schiena e ripiano bianco
(opz.001)
dark larch (opt.218)
white back panel and shelf
(opt.001)



CREO ECOLOGIC

IL GRUPPO LUBE HA SCELTO DI UTILIZZARE PER I COMPONENTI COSTITUENTI LE STRUTTURE DELLE CUCINE SOLO MATERIALE A BASSISSIMA EMISSIONE DI FORMALDEIDE: CONFORMI ALLO STANDARD F4STELLE SECONDO LA NORMA JIS, CERTIFICATO DAL MINISTERO GIAPPONESE. IL PIÙ SEVERO IN MERITO ALLE NORMATIVE DI SALVAGUARDIA AMBIENTALE.

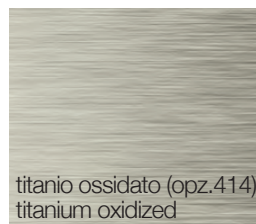
LUBE GROUP HAS CHOSEN TO EXCLUSIVELY USE MATERIALS WITH VERY LOW FORMALDEHYDE EMISSIONS FOR THE COMPONENTS MAKING UP THE KITCHEN CARCASSES. THESE ELEMENTS COMPLY WITH THE F4 STAR STANDARD ACCORDING TO JIS, CERTIFIED BY THE JAPANESE GOVERNMENT - THE MOST STRINGENT WHEN IT COMES TO ENVIRONMENTAL PROTECTION.

gola di serie standard finger rail



alluminio lucido (opz.410)
polished aluminium
(opt.410)

finitura gola spazzolata finger rail brushed finish



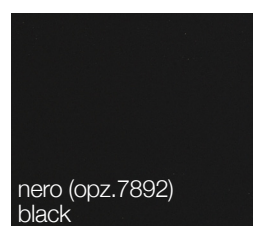
titanio ossidato (opz.414)
titanium oxidized

finitura gola laccata vintage finger rail vintage lacquered finish



peltro (opz.9549)
pewter

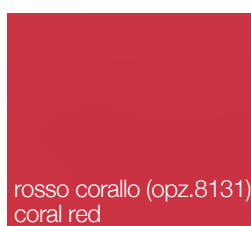
finiture gole verniciate a polvere opache matt finger rails powder coated finishes



nero (opz.7892)
black



giallo ambra (opz.8225)
amber yellow



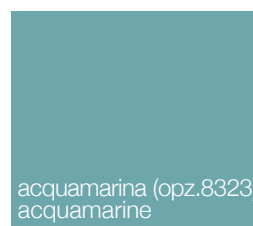
rosso corallo (opz.8131)
coral red



salvia (opz.8443)
sage



bianco assoluto
(opz.740S)
absolute white



acquamarina (opz.8323)
aquamarine



bruno antilope (opz.9451)
lichen green



verde lichene (opz.8463)
lichen green



bianco caldo (opz.7401)
warm white



rosa quarzo (opz.8171)
quartz pink

kyra telaio

zoccoli in pvc H 13-15
pvc plinths H 13-15



acciaio (opz.407)
steel (opt.407)

alluminio satinato
(opz.405)
satin aluminium
(opt.405)

bianco (opz.001)
white (opt.001)

zoccoli in pvc H 13-15 laccato peltro
pvc plinths H 13-15 pewter lacquered



laccato peltro
(opz.L9549)
pewter lacquered
(opt.L9549)

magg. rispetto allo zoccolo standard
surcharges compared to standard plinth

al ml	H 13cod.092126
per lm	code
al ml	H 15cod.092156
per lm	code
angolare	H 13cod.0923937
angular filler	code
angolare	H 15cod.0923956
angular filler	code

zoccoli in alluminio 13-15
aluminium plinths H 13-15



alluminio
finitura brill (opz.412)
aluminium with
brill finish (opt.412)

alluminio bianco
semilucido (opz.A001)
semi-polished white
aluminium (opt.A001)

alluminio finitura titanio
ossidato (opz.414)
aluminium titanium
oxidized finish (opt.414)

magg. rispetto allo zoccolo standard
surcharges compared to standard plinth

al ml	H 13cod.092125
per lm	code
al ml	H 15cod.092155
per lm	code
angolare	H 13cod.0923933
angular filler	code
angolare	H 15cod.0923953
angular filler	code

zoccoli in alluminio H 13-15 verniciati a polvere finitura opaca
aluminum plinth height H 13-15 powder coated matt finish



alluminio finitura nero
(opz.7892)
aluminium
black finish (opt.7892)

alluminio finitura giallo
ambra (opz.8225)
aluminium amber
yellow finish (opt.8225)

alluminio finitura rosso
corallo (opz.8131)
aluminium coral red
finish (opt.8131)

alluminio finitura salvia
(opz.8443)
aluminium sage
finish (opt.8443)

magg. rispetto allo zoccolo standard
surcharges compared to standard plinth

al ml	H 13cod.092125
per lm	code
al ml	H 15cod.092155
per lm	code
angolare	H 13cod.0923933
angular filler	code
angolare	H 15cod.0923953
angular filler	code



alluminio finitura
bianco assoluto
(opz.740S)
aluminium absolute
white finish (opt.740S)

alluminio finitura
acquamarina
(opz.8323)
aluminium
aquamarine finish
(opt.8323)

alluminio finitura bruno
antilope (opz.9451)
aluminium antelope
brown finish (opt.9451)

alluminio finitura verde
lichene (opz.8463)
aluminium lichen green
finish (opt.8463)



alluminio finitura
bianco caldo
(opz.7401)
aluminium warm white
finish (opt.7401)

alluminio finitura rosa
quarzo (opz.8171)
aluminium quartz
pink finish (opt.8171)