

# selma

Modello caratterizzato da un' anta a telaio da 22 mm, dalla pregiata lavorazione per un design pulito ed attualissimo nei toni delicati dei colori laccati su frassino a poro aperto.

Il tradizionale concetto di anta a telaio viene riletto e aggiornato, con la speciale maniglia che nasce dalla raffinata sagomatura del traverso superiore. Innovativa ed elegante Selma trasmette emozioni con le sue laccature raffinate e moderne che personalizzano e danno eleganza con preziosi dettagli di luce. La conformazione dell'anta a telaio e la maniglia incorporata, ne valorizzano la leggerezza e la praticita', per arredare con stile la propria cucina e la zona living.





## CREO ECOLOGIC

IL GRUPPO LUBE HA SCELTO DI UTILIZZARE PER I COMPONENTI COSTITUENTI LE STRUTTURE DELLE CUCINE SOLO MATERIALE A BASSISSIMA EMISSIONE DI FORMALDEIDE: CONFORMI ALLO STANDARD F4STELLE SECONDO LA NORMA JIS, CERTIFICATO DAL MINISTERO GIAPPONESE, IL PIU' SEVERO IN MERITO ALLE NORMATIVE DI SALVAGUARDIA AMBIENTALE.

Regarding the production of its kitchen structure components, lube group has decided to only use materials featuring very low formaldehyde emissions complying with the 4-star standard, as defined by the jis regulation. This standard is certified by the japanese government-the most rigorous when it comes to environmental protection.

With its 22 mm framed door, high value finish, clean and modern design, stands out for its delicate lacquered colours and open-pore ash panels. The traditional concept of door and frame is reinterpreted with the handle emerging from the refined profiling of the upper frame member. Innovative and elegant, Selma evokes emotions with its refined and modern lacquering, for a personal, refined design with delicate details of light. The framed door and the recessed handle values the lightness and the convenience to furnish ones kitchen and living with style.

## CARATTERISTICHE TECNICHE

ANTE	intelaiate sp.22 mm in massello di frassino con bugna impiallacciata frassino fiamma orizzontale nei colori: laccato bianco a poro aperto (opz.2471), laccato canapa a poro aperto (opz.2472)
FRONTALI CASSETTI	in massello di frassino liscio sp.22 mm fiamma orizzontale laccato a poro aperto nei colori: bianco (opz.2471), canapa (opz.2472)
ANTE VETRO	intelaiata sp.22 mm in massello di frassino nei colori: laccato bianco a poro aperto (opz.2471), laccato canapa a poro aperto (opz.2472), vetro satinato bianco
MANIGLIA	<b>presa maniglia inclusa sull'anta lato orizzontale con profilo tipo "A"</b>
STRUTTURE DI SERIE	<p>ANTA: BIANCO nobilitato bianco (opz.001), schiena e ripiano bianco (opz.001)</p> <p>ANTA: CANAPA nobilitato perla d'oriente (opz.940), schiena e ripiano avorio (opz.930)</p>
TOP DI SERIE	altezza cm 4 in laminato postformato bianco (opz.001), idrorepellente
MENSOLE	<p><b>di serie:</b> altezza 3,8 cm in laminato bianco (opz.001), perla d'oriente (opz.940), devalè finitura grafis (opz.796)</p> <p><b>a richiesta:</b> altezza 3,8 cm impiallacciate finitura come ante</p>
ZOCCOLI	<p><b>di serie:</b> altezza 15 cm in pvc ricoperti in melamina nei colori: frassino bianco (opz.2471), frassino canapa (opz.2472),</p> <p><b>a richiesta:</b> altezza 15 cm in pvc ricoperti in melamina finitura acciaio (opz.407), alluminio satinato (opz.405)</p>



---

## TECHNICAL SPECIFICATIONS

---

**DOORS** 22 mm solid ash frame with horizontal grain ash veneered central panel, colours: open-pore white lacquer (code 2471), open-pore hemp lacquer (code 2472),

---

**DRAWER FRONT** 22 mm smooth solid ash, lacquered, with open-pore horizontal grain, colours: white (code 2471), hemp (code 2472),

---

**GLASS DOORS** 22 mm solid ash frame, colours: open-pore white lacquer (code 2471), open-pore hemp lacquer (code 2472), white frosted glass

---

**HANDLE** **handle grip included on horizontal side of the door with A profile**

---

**STANDARD CARCASSES** **DOOR: WHITE**  
melamine-coated white (code 001), white back panel and shelf (code 001)

**DOOR: HEMP**  
melamine-coated oriental pearl (code 940), ivory back panel and shelf (code 930)

---

**STANDARD TOPS** thickness 4 cm, white post-formed laminate (code 001), waterproof

---

**SHELVES** **standard:** height 3.8 cm, in laminate in white (code 001), oriental pearl (code 940), devalè with grafis finish (code 796)  
**on request:** height 3.8 cm, veneered with same finish as doors

---

**PLINTHS** **standard:** height 15 cm in melamine coated PVC, colours: white ash (code 2471), hemp ash (code 2472)  
**on request:** height 15 cm in melamine coated PVC, steel finish (code 407), satin aluminium finish (code 405)

---

## ante doors

 *colori in pronta consegna*  
*available colours*



**frassino laccato bianco  
a poro aperto (opz.2471)**  
open-pore white lacquered  
ash (code 2471)



**frassino laccato canapa  
a poro aperto (opz.2472)**  
open-pore hemp lacquered  
ash (code 2472)

## cestoni deep drawers



**frassino laccato bianco  
a poro aperto (opz.2471)**  
open-pore white lacquered  
ash (code 2471)



**frassino laccato canapa  
a poro aperto (opz.2472)**  
open-pore hemp lacquered  
ash (code 2472)

## cassetti drawers




**frassino laccato bianco  
a poro aperto (opz.2471)**  
open-pore white lacquered  
ash (code 2471)



**frassino laccato canapa  
a poro aperto (opz.2472)**  
open-pore hemp lacquered  
ash (code 2472)

**SP. 22 MM TH.22 MM**



# selma

cod. **K21**

## ante vetro glass doors



**telaio frassino laccato bianco a poro aperto (opz.2471), vetro satinato bianco**  
open-pore white lacquered ash frame (code 2471), white frosted glass

**telaio frassino laccato canapa a poro aperto (opz.2472), vetro satinato bianco**  
open-pore hemp lacquered ash frame (code 2472), white frosted glass

 *colori in pronta consegna*  
*available colours*

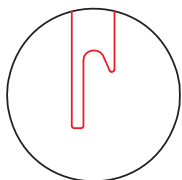
## cestoni vetro glass deep drawers



**telaio frassino laccato bianco a poro aperto (opz.2471), vetro satinato bianco**  
open-pore white lacquered ash frame (code 2471), white frosted glass

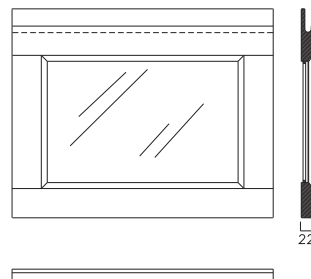
**telaio frassino laccato canapa a poro aperto (opz.2472), vetro satinato bianco**  
open-pore hemp lacquered ash frame (code 2472), white frosted glass

## presa maniglia handle grip



**profilo tipo "A"**  
type "A" profile

**SP. 22 MM TH.22 MM**



# selma

## strutture carcasses



bianco (opz.001)  
schiena e ripiano bianco (opz.001)  
white (code 001)  
white back panel and shelf (code 001)



devalè finitura grafis (opz.796)  
schiena e ripiano bianco (opz.001)  
devalè with grafis finish (code 796)  
white back panel and shelf (code 001)



perla d'oriente (opz.940)  
schiena e ripiano avorio (opz.930)  
oriental pearl (code 940)  
ivory back panel and shelf (code 930)



### CREO ECOLOGIC

IL GRUPPO LUBE HA SCELTO DI UTILIZZARE PER I COMPONENTI COSTITUENTI LE STRUTTURE DELLE CUCINE SOLO MATERIALE A BASSISSIMA EMISSIONE DI FORMALDEIDE: CONFORMI ALLC STANDARD F\*\*\*\* SECONDO LA NORMA JIS, CERTIFICATO DAL MINISTERO GIAPPONESE. IL PIU' SEVERO IN MERITO ALLE NORMATIVE DI SALVAGUARDIA AMBIENTALE.

LUBE GROUP HAS CHOSEN TO EXCLUSIVELY USE MATERIALS WITH VERY LOW FORMALDEHYDE EMISSIONS FOR THE COMPONENTS MAKING UP THE KITCHEN CARCASSES: THESE ELEMENTS COMPLY WITH THE F4 STAR STANDARD ACCORDING TO JIS, CERTIFIED BY THE JAPANESE GOVERNMENT - THE MOST STRINGENT WHEN IT COMES TO ENVIRONMENTAL PROTECTION.

## zoccoli in pvc H 15 pvc plinth H 15



frassino bianco (opz.2471)  
white ash (code 2471)



frassino canapa (opz.2472)  
hemp ash (code 2472)



alluminio satinato (opz.405)  
satin aluminium (code 405)



acciaio (opz.407)  
steel (code 407)

# selma

## mensole in laminato laminate shelves



bianco (opz.001)  
white (code 001)



devalè finitura grafis (opz.796)  
devalè with grafis finish (code 796)



perla d'oriente (opz.940)  
oriental pearl (code 940)

## mensole impialacciate veneered shelves



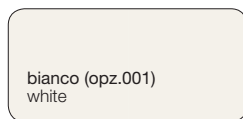
frassino bianco  
a poro aperto (opz.2471)  
open-pore white ash  
(code 2471)



frassino canapa  
a poro aperto (opz.2472)  
open-pore hemp ash  
(code 2472)

## top H 4 consigliati in laminato bordo postformato

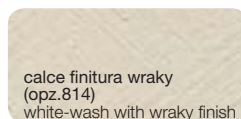
recommended laminate worktops H 4 with post-formed edge



bianco (opz.001)  
white



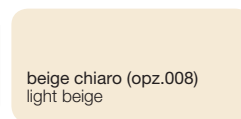
sabbia finitura mika  
(opz.823)  
sand with mika finish



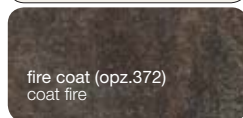
calce finitura wraky  
(opz.814)  
white-wash with wraky finish



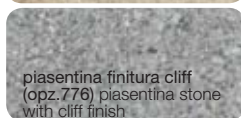
grigio cemento finitura touch  
(opz.786)  
grey cement with touch finish



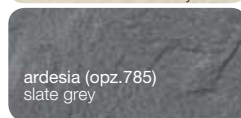
beige chiaro (opz.008)  
light beige



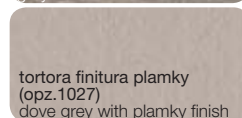
fire coat (opz.372)  
coat fire



piasentina finitura cliff  
(opz.776) plasentina stone  
with cliff finish



ardesia (opz.785)  
slate grey



tortora finitura plamky  
(opz.1027)  
dove grey with plamky finish



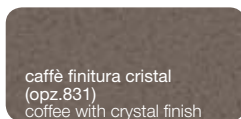
shiro finitura flatting  
(opz.4545)  
shiro with flatting finish

## top H 4 consigliati in laminato bordo ABS 1

recommended laminate worktops H 4 with ABS 1 edge



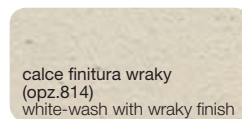
bianco finitura velvet  
(opz.800)  
white with velvet finish



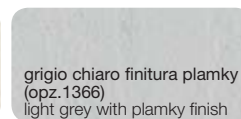
caffè finitura cristal  
(opz.831)  
coffee with crystal finish



sabbia finitura mika  
(opz.823)  
sand with mika finish



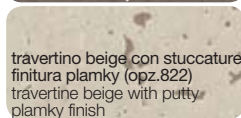
calce finitura wraky  
(opz.814)  
white-wash with wraky finish



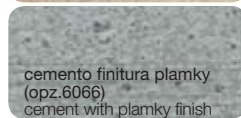
grigio chiaro finitura plamky  
(opz.1366)  
light grey with plamky finish



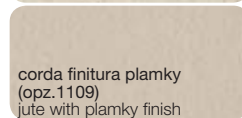
antracite finitura flatting  
(opz.858)  
anthracite with flatting finish



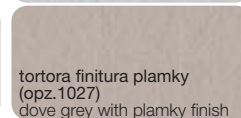
travertino beige con stuccature  
finitura plamky (opz.822)  
travertine beige with putty  
plamky finish



cemento finitura plamky  
(opz.6066)  
cement with plamky finish



corda finitura plamky  
(opz.1109)  
jute with plamky finish

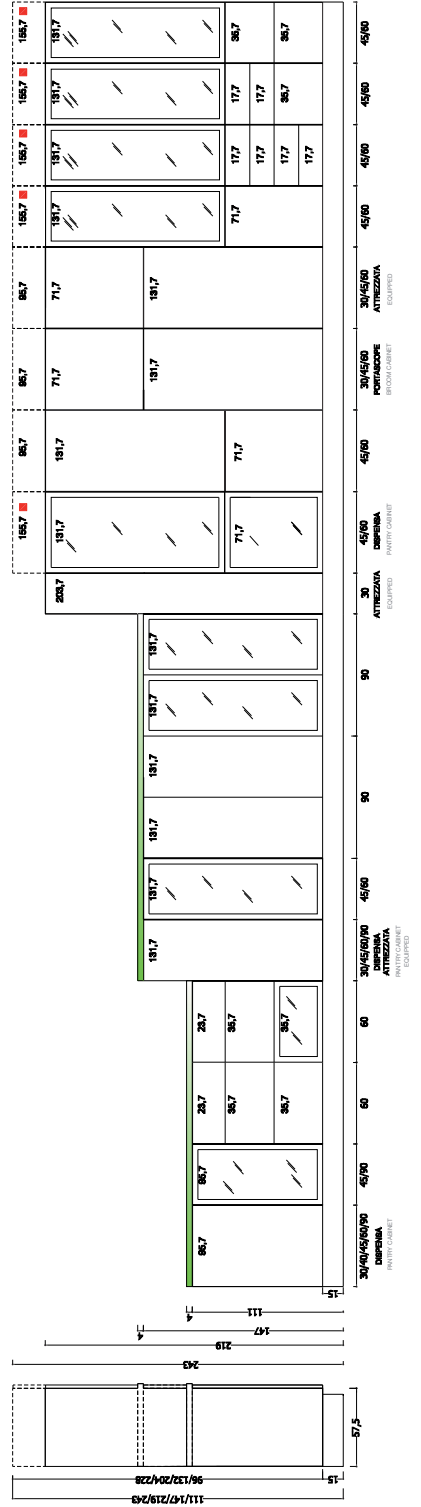
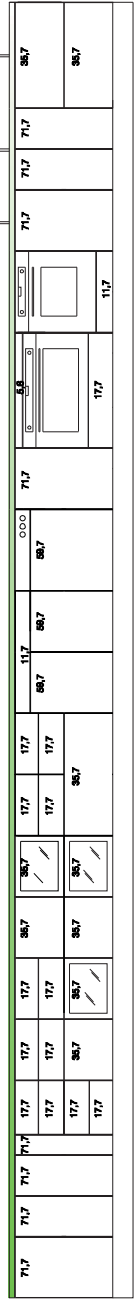
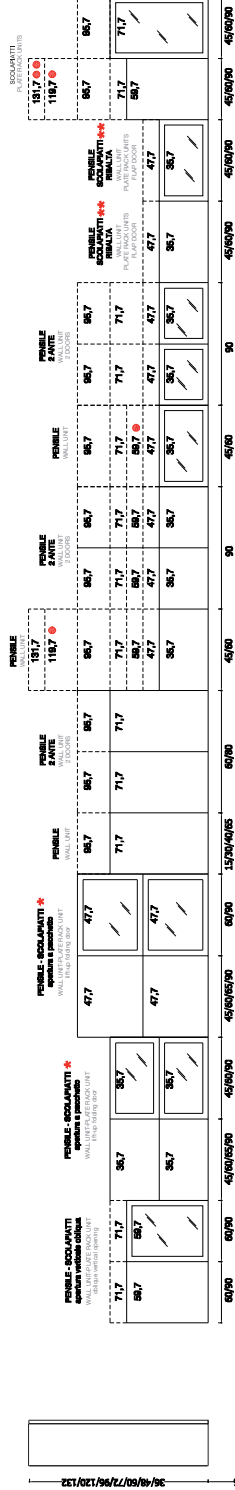


tortora finitura plamky  
(opz.1027)  
dove grey with plamky finish



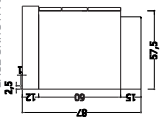
# MODULARITÀ E COMPONIBILITÀ MODULARITY AND FITTING SOLUTIONS

- \* ESCLUSIVO 65 ● SOLO 60
- \* ESCLUSIVO 46 ● ESCLUSIVO 45
- \* ANTA NETTO ● SOLO 46/60
- SOLO 46

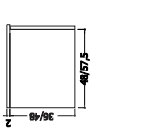


# MODULARITÀ E COMPONIBILITÀ MODULARITY AND FITTING SOLUTIONS

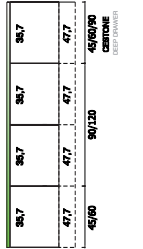
**BASI H 75 PER TOP H 12**  
BASE UNITS H 75 FOR TOP H 12



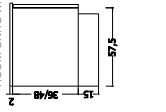
**BASI SOSPENSE**  
HANGING BASE UNITS



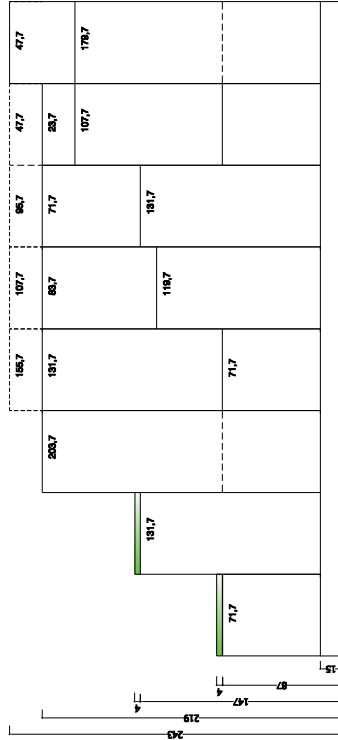
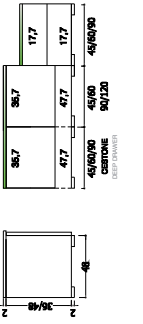
**BASI SOSPENSE**  
HANGING BASE UNITS



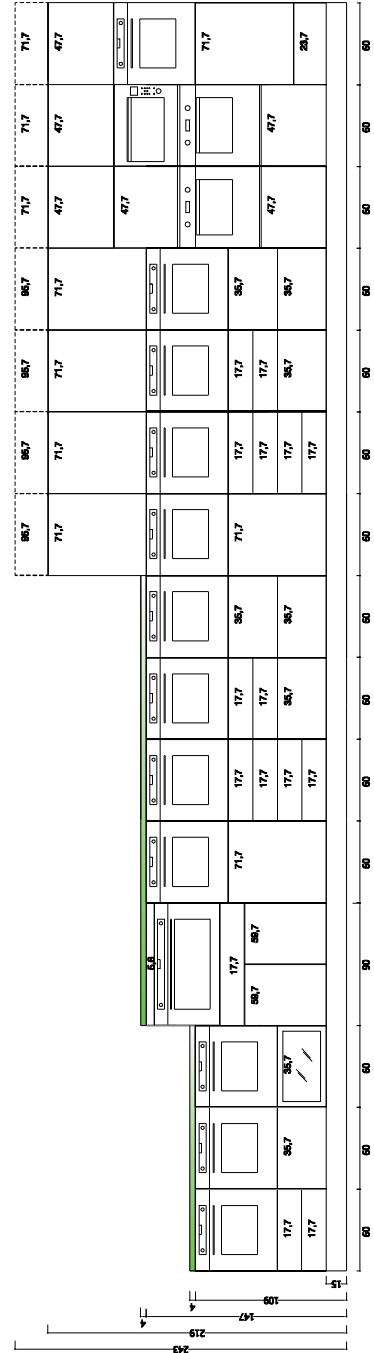
**BASI LIVING CON ZOCCOLO**  
ROOM UNITS WITH PLINTH



**BASI LIVING CON PIEDINO CROMATO H**  
ROOM UNITS WITH FEET CHROME H 2

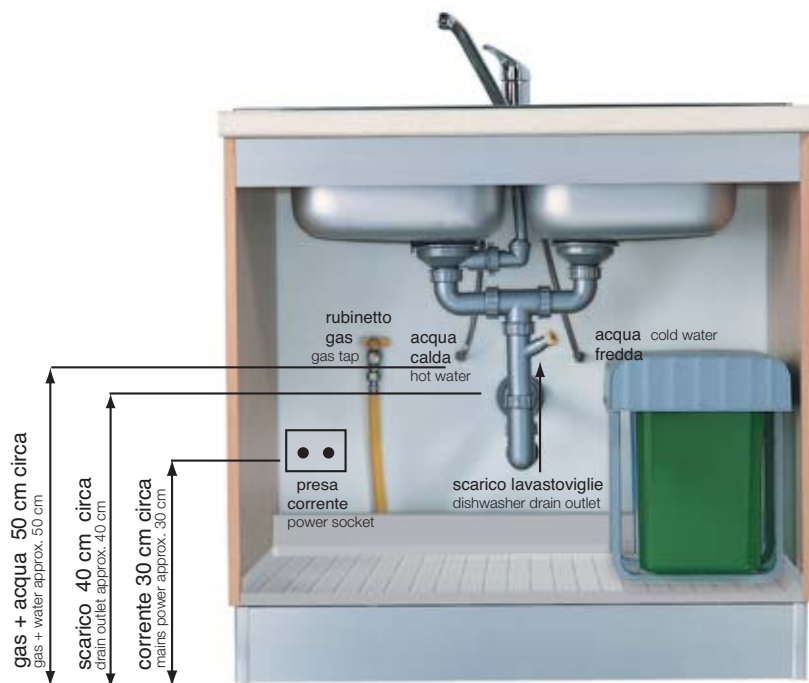


- 65 PIEDINO CON BATTITOPO  
LEGGERO TOP  
PIEDINO PIEDINO
- 66 PIEDINO CON MANICORATA  
MANICORATA  
PIEDINO BOLL
- 67 PIEDINO CON MANICORATA  
MANICORATA  
PIEDINO BOLL
- 68 PIEDINO CON L1 MANICORATA  
MANICORATA  
PIEDINO BOLL
- 69 PIEDINO CON L1 MANICORATA  
MANICORATA  
PIEDINO BOLL
- 70 PIEDINO CON L1 MANICORATA  
MANICORATA  
PIEDINO BOLL
- 71 PIEDINO CON L1 MANICORATA  
MANICORATA  
PIEDINO BOLL
- 72 PIEDINO CON L1 MANICORATA  
MANICORATA  
PIEDINO BOLL
- 73 PIEDINO CON L1 MANICORATA  
MANICORATA  
PIEDINO BOLL
- 74 PIEDINO CON L1 MANICORATA  
MANICORATA  
PIEDINO BOLL
- 75 PIEDINO CON L1 MANICORATA  
MANICORATA  
PIEDINO BOLL
- 76 PIEDINO CON L1 MANICORATA  
MANICORATA  
PIEDINO BOLL
- 77 PIEDINO CON L1 MANICORATA  
MANICORATA  
PIEDINO BOLL
- 78 PIEDINO CON L1 MANICORATA  
MANICORATA  
PIEDINO BOLL
- 79 PIEDINO CON L1 MANICORATA  
MANICORATA  
PIEDINO BOLL
- 80 PIEDINO CON L1 MANICORATA  
MANICORATA  
PIEDINO BOLL
- 81 PIEDINO CON L1 MANICORATA  
MANICORATA  
PIEDINO BOLL
- 82 PIEDINO CON L1 MANICORATA  
MANICORATA  
PIEDINO BOLL
- 83 PIEDINO CON L1 MANICORATA  
MANICORATA  
PIEDINO BOLL
- 84 PIEDINO CON L1 MANICORATA  
MANICORATA  
PIEDINO BOLL
- 85 PIEDINO CON L1 MANICORATA  
MANICORATA  
PIEDINO BOLL
- 86 PIEDINO CON L1 MANICORATA  
MANICORATA  
PIEDINO BOLL
- 87 PIEDINO CON L1 MANICORATA  
MANICORATA  
PIEDINO BOLL
- 88 PIEDINO CON L1 MANICORATA  
MANICORATA  
PIEDINO BOLL
- 89 PIEDINO CON L1 MANICORATA  
MANICORATA  
PIEDINO BOLL
- 90 PIEDINO CON L1 MANICORATA  
MANICORATA  
PIEDINO BOLL
- 91 PIEDINO CON L1 MANICORATA  
MANICORATA  
PIEDINO BOLL
- 92 PIEDINO CON L1 MANICORATA  
MANICORATA  
PIEDINO BOLL
- 93 PIEDINO CON L1 MANICORATA  
MANICORATA  
PIEDINO BOLL
- 94 PIEDINO CON L1 MANICORATA  
MANICORATA  
PIEDINO BOLL
- 95 PIEDINO CON L1 MANICORATA  
MANICORATA  
PIEDINO BOLL
- 96 PIEDINO CON L1 MANICORATA  
MANICORATA  
PIEDINO BOLL
- 97 PIEDINO CON L1 MANICORATA  
MANICORATA  
PIEDINO BOLL
- 98 PIEDINO CON L1 MANICORATA  
MANICORATA  
PIEDINO BOLL
- 99 PIEDINO CON L1 MANICORATA  
MANICORATA  
PIEDINO BOLL
- 100 PIEDINO CON L1 MANICORATA  
MANICORATA  
PIEDINO BOLL

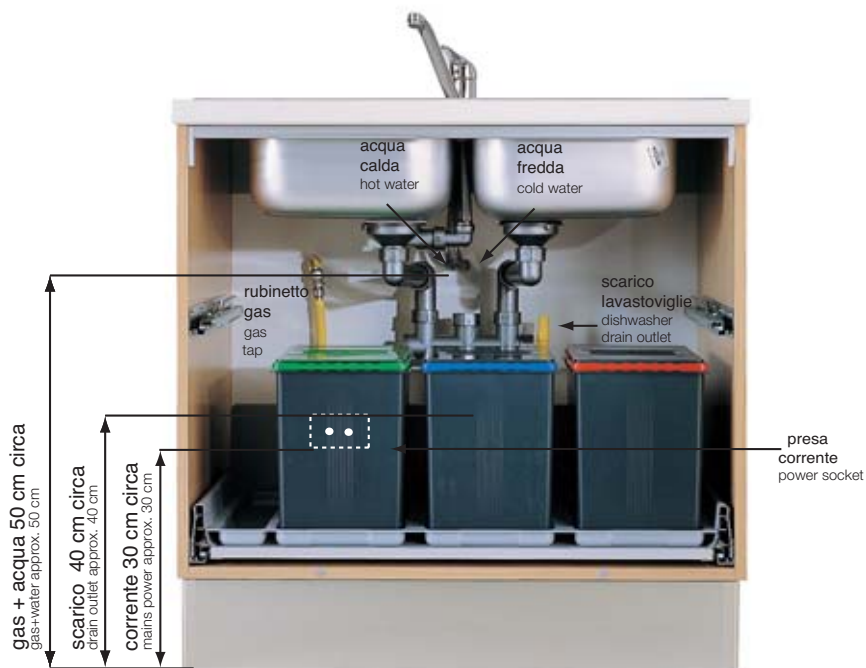


# SCHEMA DI ALLACCIO IMPIANTO ELETTRICO IDRICO E GAS

POWER, WATER AND GAS NETWORKS CONNECTIONS DIAGRAM



**SOTTOLAVELLO CON ANTE**  
SINK BASE UNIT WITH DOORS



**SOTTOLAVELLO 2 CESTONI CON SIFONE SALVASPAZIO**  
SINK BASE UNIT WITH 2 DEEP DRAWERS AND SPACE-SAVER DRAIN PIPING